

electronic Maryland Emergency Medical Services Data System eMEDS Update

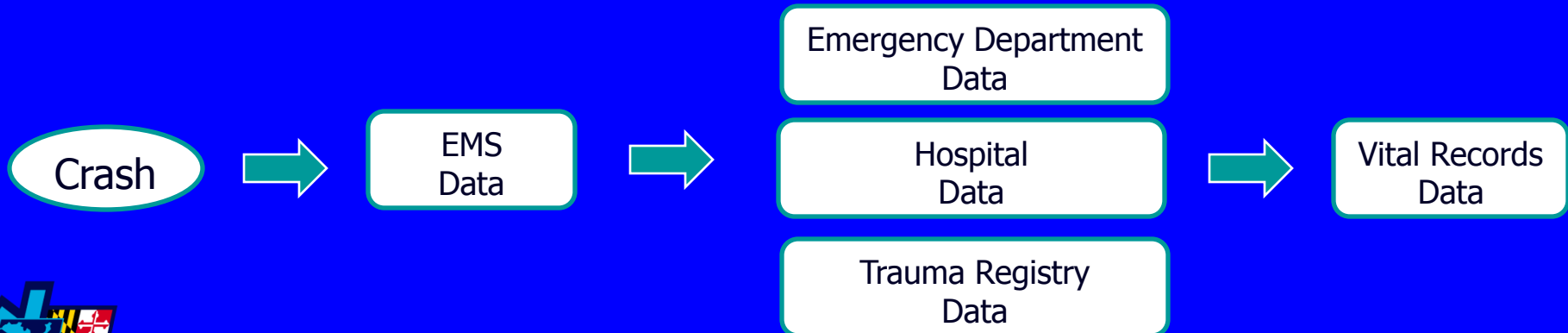


Maryland Traffic Records Coordinating Committee

July 9, 2014 Meeting

Injury Surveillance System (ISS)

- Provides Supplementary Crash Information through:
 - frequency, severity, nature of injuries
 - enables integration of data
 - permits accessibility of data




ISS Data Sets

- **EMS** - electronic Maryland Emergency medical services Data System (**eMEDS**)
- **ED and Hospital** - Health Services Cost Review Commission (**HSCRC**)
- **Trauma Registry** - Maryland Trauma Registry (**MTR**)
- **Vital Records** - Death Certificate and Multiple Cause of Death files



EMS Current Data Source

eMEDS Runsheet



Comprehensive Report

***eMEDS Testing/Demo Site**
653 West Pratt Street
Baltimore, MD 21201

Incident Date: 03/11/2014 Call #: TEST140311DEMO01034 Patient Care #: 09914001236

Patient Information		
Name: Doe, John		
Age: 15 Years	D.O.B: 07/29/1998 (mm/dd/yyyy)	
Gender: Male	SSN:	
Address: 161 Arthur Ave Port Deposit, Cecil, MD 21904	Weight: KG / LB	Race:
	Phone:	Ethnicity:

Call Type and Location	Call Disposition	Response Times and Mileage
Call Type: Resp. Mode: Lights and Sirens Urgency: Response: 911 Response Location: Home/Residence Address: 161 Arthur Ave Port Deposit, Cecil, MD 21904	Disposition: Treated, Transported by This Unit Resp. Mode: No Lights or Sirens Destination: Harford Memorial Hospital - 220, 501 S. Union Ave., Harre De Grace, MD 21078 Dest. Determ.: Closest Facility Diverted From: Response Delay: None Scene Delay: None Transport Delay: None TurnAround Delay: None Patient Barriers: None	1st Resp. Arr.: PSAP: 01:14 Incident #: 14003342 Disp. Notified: Unit Disp.: 01:14 Enroute: 01:20 Start Miles: 0.28 At Scene: 01:27 Scene Miles: To Scene: 0.28 At Patient: 01:27 Depart: 01:45 Dest. Miles: To Dest: 0.28 Arrive Dest: 02:06 PT Released: 02:06 In Service: 02:23 In Quarters: End Miles: To End: 0.28 Cancelled: 0.28 Call Sign: Not Reporting Veh. #: Ambulance 51 Veh. Type: Ambulance Primary Role: Transport - BLS Care Provided

Unit Personnel		
Crew Member	Crew Member Level	Crew Member Role
Dillard, Justin	Paramedic	Primary Patient Caregiver
OKT Jones, John	CRT (Cardiac Rescue Technician)	

Call Information	
Destination Name: Harford Memorial Hospital - 220	Response Request: 911 Response (Scene)
Destination Type: Hospital (or Free-standing ED)	Response Disposition: Treated, Transported by This Unit
Destination Determination: Closest Facility	Lights Sirens To Scene: Lights and Sirens
Vehicle Type: Ambulance	Lights Sirens From Scene: No Lights or Sirens

Factors Affecting Response
None

Patient Condition
Provider Impression: Respiratory Distress
Chief Complaint: Tightness in chest and throat X Minutes
Onset Date/Time:
Alcohol/Drug Use:
Injury Intent:
Cause of Injury:
Dispatch Reason:

Primary Symptom
Breathing Problem

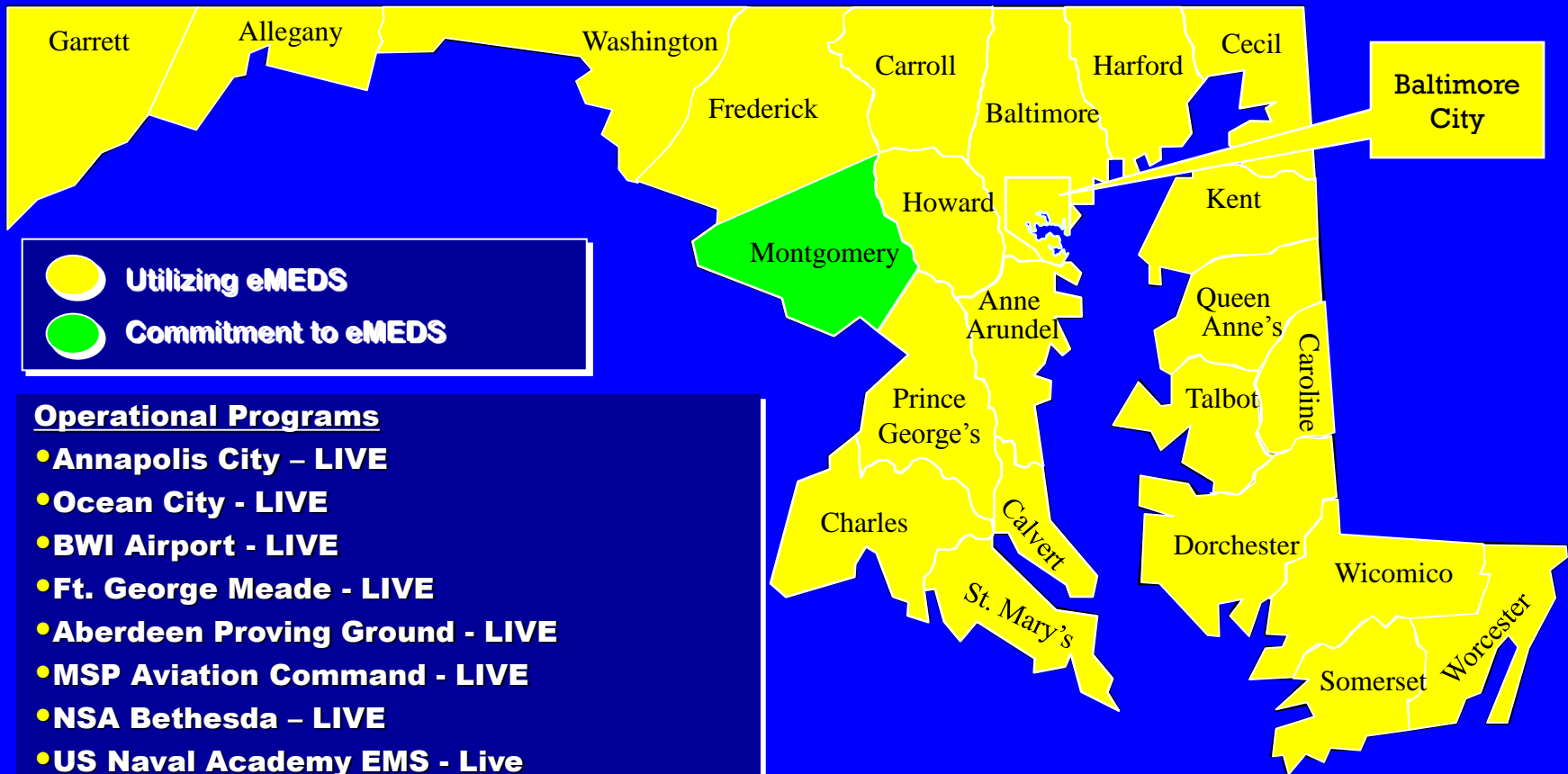
Inc. Date: 03/11/2014 Patient Name: Doe, John *eMEDS Testing/Demo Site Page: 1

Incident #: 14003342 Call #: TEST140311DEMO01034 Date Printed: 03/11/2014 10:41




Existing eMEDS Implementation

Phased-in starting March, 2012



eMEDS Patient Care Record

 *eMEDS Testing/Demo Site

Dashboard Incidents Modules Staff Setup

Search Actions Reports Options History About Mark Run As Completed eMEDS

Save Status: In Progress Locked: Unlocked Patient:

Dispatch Info Call Conditions Patient Info History Assessment Vitals/Treatment
Injury/Trauma Cardiac Arrest STEMI Transport Narrative Billing AMA Signatures

Cardiac/Trauma

Possible Injury? Yes

Cardiac Arrest?

STEMI Triage Criteria

Unit Delays During Call (Check all That Apply)

1st Responding Agencies and Times

Prior Aid to Patient

Received Care From

Response Times
Validation: 70
Active Protocols



eMEDS Patient Care Record

IMAGETREND
EMS SERVICE BRIDGE

← *eMEDS Testing/Demo Site

Dashboard Incidents Modules Staff Setup

Search Actions Reports Options History About Mark Run As Completed eMEDS

Save Status: In Progress Locked: Unlocked Patient:

Dispatch Info Call Conditions Patient Info History Assessment Vitals/Treatment
Injury/Trauma Cardiac Arrest STEMI Transport Narrative Billing AMA Signatures

Injury

Type of Injury (Mechanism of Injury)

Cause of Injury

Injury Intent

Patient Safety Equipment Used

Trauma

Trauma Decision Tree Category

Trauma Referral Center Notified

Response Times
Validation: 70
Active Protocols



eMEDS Injury Types

Cause of Injury

Aircraft Related
Assault
Bicycle
Bites
Chemical Poisoning
Child Battering
Drowning
Drug Poisoning
Electrocution / Electric Shock (Non-Lightning)
Excessive Cold
Excessive Heat
Explosion
Falls
Fire and Flames
Firearm Assault
Firearm Injury (Unintentional)
Firearm Self Inflicted
Lightning

Machinery
Mechanical Suffocation
Motor Vehicle Non-Traffic
Motor Vehicle - Traffic
Motorcycle (E81X.1)
Non-Motorized Vehicle (E848.0)
Not Applicable
Other Injury
Pedestrian - Traffic
Radiation Exposure
Sexual Assault
Smoke Inhalation
Stabbing/Cutting Unintentional (E986.0)
Stabbing/Cutting Intentional
Struck by Blunt/Thrown Object (E968.2)
Venomous Stings (Plants, Animals)
Water Transport Accident



eMEDS – All Records Distribution for Injuries

Calendar Year 2013

<u>Cause of Injury (E10.01)</u>	<u>Count of Events</u>	
All	650,744	
Aircraft Related	21	0.0%
Assault	7,160	8.1%
Bicycle	999	1.1%
Bites	647	0.7%
Chemical Poisoning	51	0.1%
Child Battering	13	0.0%
Drowning	26	0.0%
Drug Poisoning	39	0.0%
Electrocution / Electric Shock (Non-Lightning)	121	0.1%
Excessive Cold	16	0.0%
Excessive Heat	178	0.2%
Explosion	86	0.1%
Falls	39,460	44.8%
Fire and Flames	403	0.5%
Firearm Assault	680	0.8%
Firearm Injury (Unintentional)	108	0.1%
Firearm Self Inflicted	185	0.2%
Lightning	11	0.0%
Machinery	689	0.8%
Mechanical Suffocation	33	0.0%
Motor Vehicle - Traffic	16,543	18.8%
Motor Vehicle Non-Traffic	2,231	2.5%
Motorcycle (E81X.1)	1,232	1.4%
Non-Motorized Vehicle (E848.0)	107	0.1%
Other Injury	11,790	13.4%
Pedestrian - Traffic	1,956	2.2%
Radiation Exposure	8	0.0%
Sexual Assault	65	0.1%
Smoke Inhalation	19	0.0%
Stabbing/Cutting Intentional	1,373	1.6%
Stabbing/Cutting Unintentional (E986.0)	998	1.1%
Struck by Blunt/Thrown Object (E968.2)	757	0.9%
Venomous Stings (Plants, Animals)	35	0.0%
Water Transport Accident	57	0.1%
	88,097	
Not Available	586,617	



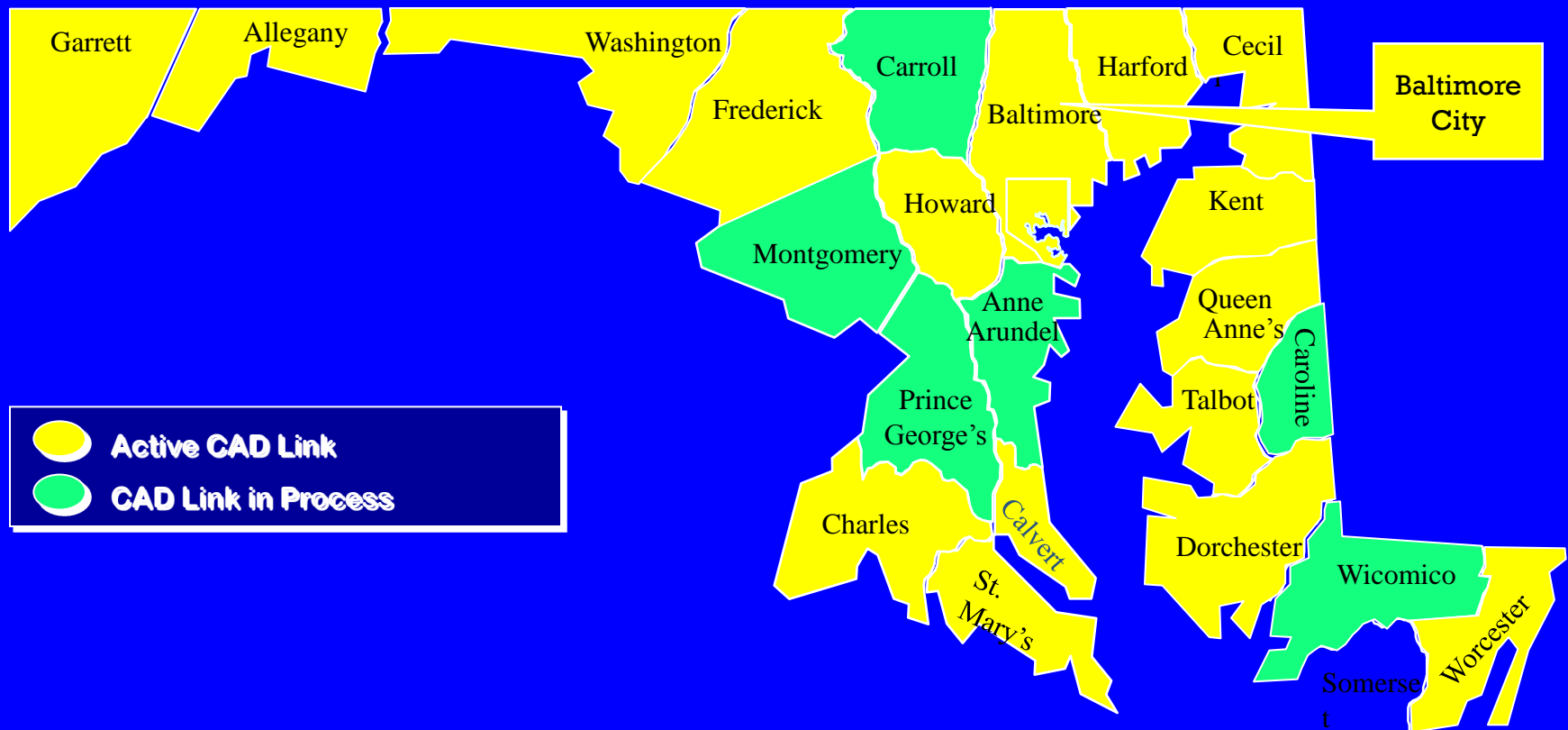
eMEDS Safety Equipment Used

Patient Safety Equipment Used

Protective Safety Belt
Child Restraint
Eye Protection
Helmet Worn
Lap Belt
No Safety Equipment/Devices Used
Other
Personal Floatation Device
Protective Clothing Gear
Protective Non-Clothing Gear
Shoulder Belt
Not Applicable



eMEDS - CAD Integration



eMEDS Integration Capabilities

- Crash Outcomes Data Evaluation System (**CODES**)
- National EMS Information System (**NEMESIS**)
- In-Patient/Out-Patient Discharges (**HSCRC**)
- Maryland Trauma Registry (**MTR**)
- Fatal Accident Reporting System (**FARS**)
- Office of the Chief Medical Examiner (**OCME**)



eMEDS Interface Capabilities

- Validation Score
- Protocols prompting
- Computer Aided Dispatch (CAD)
- Hospital Dashboard (ePCR exchange)
 - Initial transport record link
 - Non-Transport record(s) link
- Advance Automatic Crash Notification (AACN)
- Other Surveillance (Cardiac, Heat, etc.)

